

Digitouch

DIGITAKT OSC LAYOUT MADE FOR IPAD



ADD THE DIGITAKT LAYOUT TO IOS / ANDROID DEVICE:

GO TO ITUNES - YOUR DEVICE - FILE SHARING - DRAG THE *.OSC FILE INTO THE TOUCHOSC APP
ANDROID >>> [HTTPS://HEXLERNET/DOCS/TOUCHOSC-CONFIGURATION-LAYOUT-ADD-FROM-FILE](https://hexlernet/docs/touchosc-configuration-layout-add-from-file)



**TOUCHOSC CAN CONNECT USING OS X COREMIDI NETWORK
- BRIDGE - USB C OR CAMERA CONNECTION KIT {IOS!}***

[HTTPS://HEXLERNET/DOCS/TOUCHOSC-GETTING-STARTED](https://hexlernet/docs/touchosc-getting-started)



OPEN "TAKT 2.1B.TOUCHOSC" ON YOUR IPAD OR TABLET



PLUG DIGITAKT USB TO PC/MAC _ (IF YOU WANT TO USE IPAD AS A WIRELESS CONTROLLER)
IPAD PRO 11" / 12.9" USB C NEED USB C CABLE + OTG ADAPTER (NO CAMERA KIT REQUIRED)



CONFIGURE YOUR MIDI STUDIO [OSX]



SET YOUR MACHINE [PAGE 8]



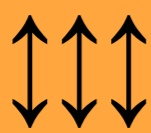
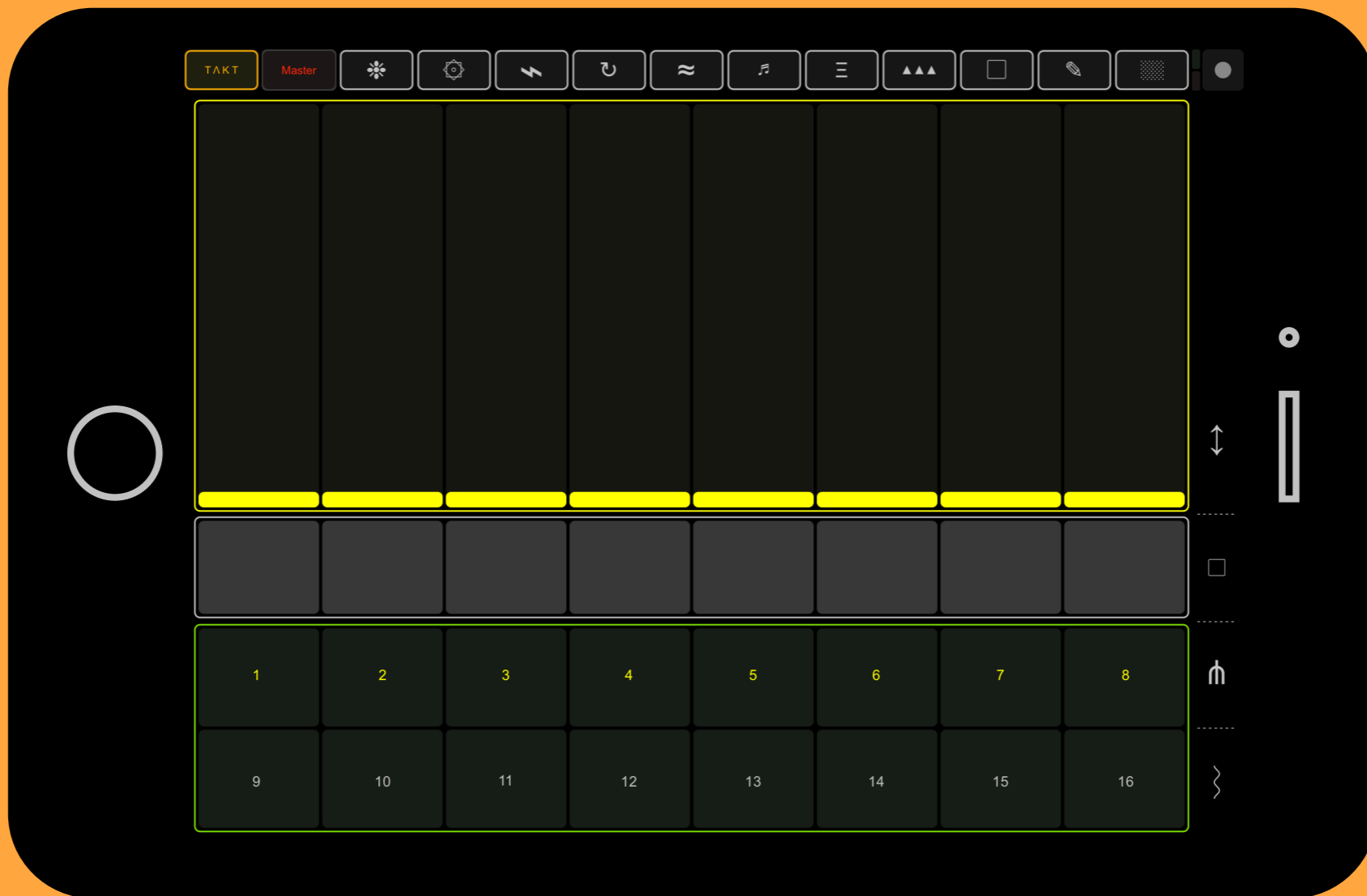
HAVE FUN!!



REV703

NO MIDI MESSAGES HERE

TAKT



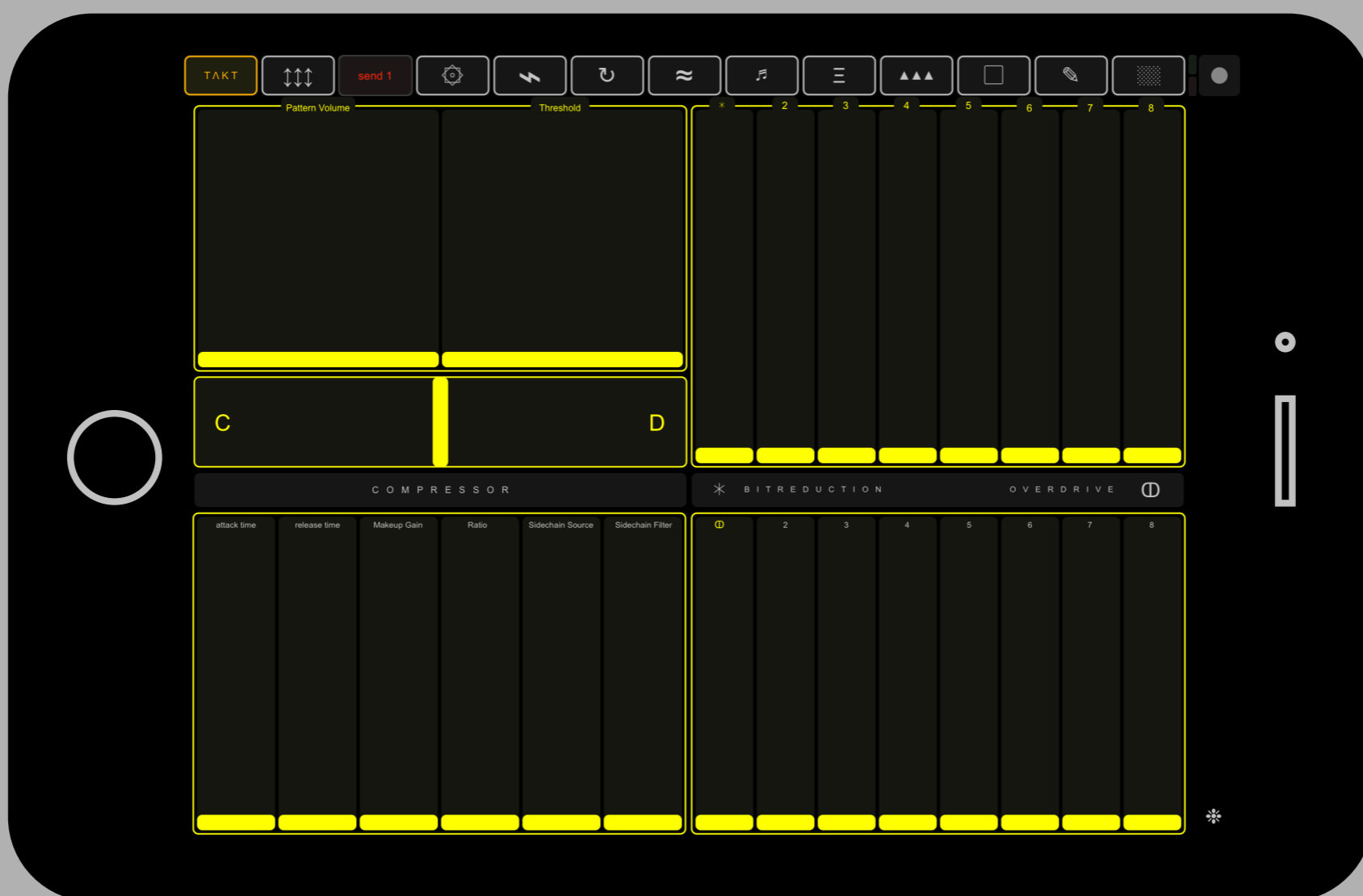
Master

↕ = TRACKS VOLUME (1/8)

□ = PUSH 1-8

⌵ = GLOBAL MUTE AUDIO TRACKS (1/8)

⌵ = MIDI TRACK (1/8)



Send 1

Ⓛ = OVERDRIVE (TRACK 1/8)
Compressor **PATTERN VOLUME**

* = BIT REDUCTION (TRACK 1/8)
Compressor **THRESHOLD**

C/D = COMPRESSOR DRY/WET MIX

ATK = COMPRESSOR ATTACK TIME

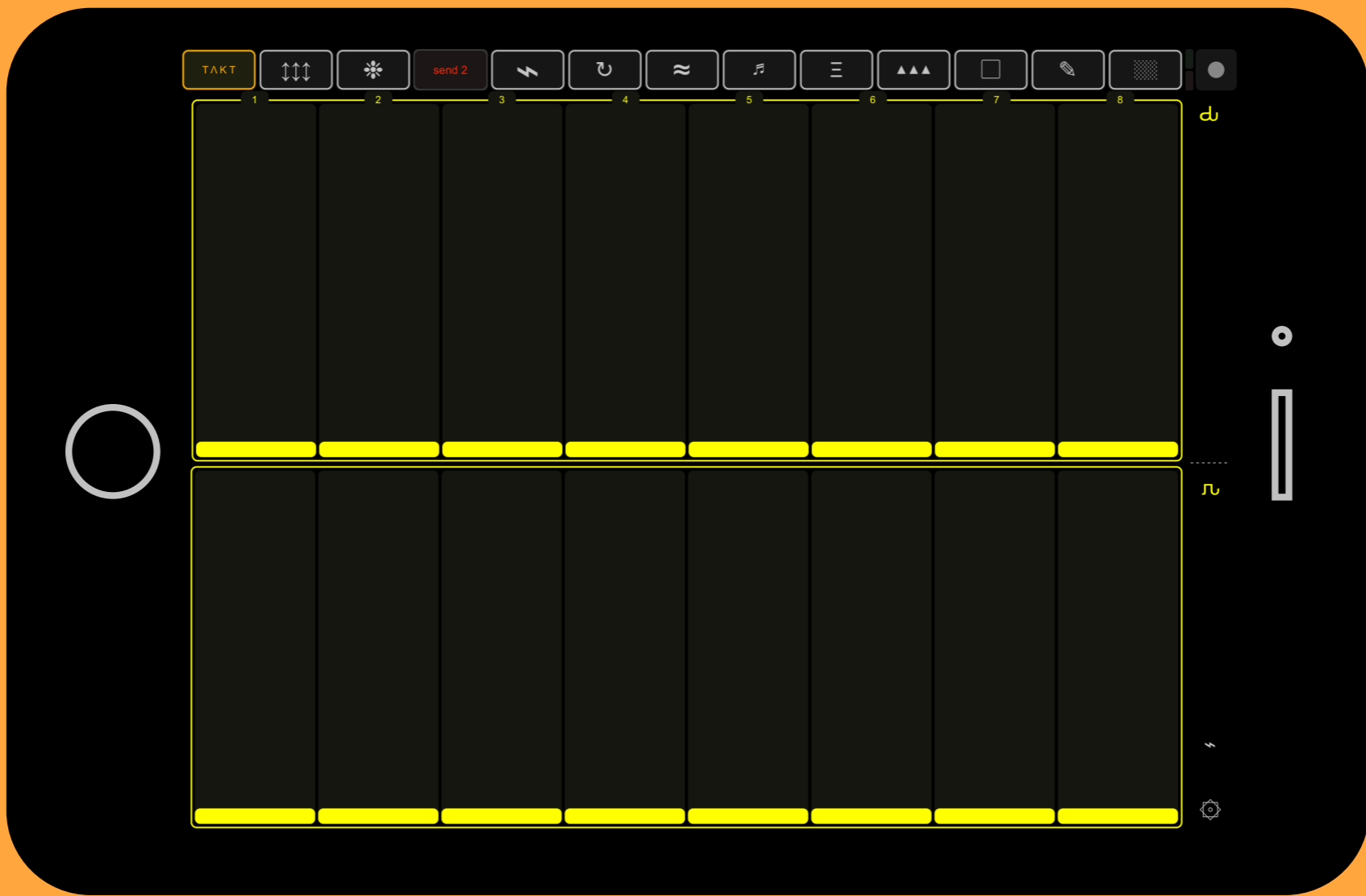
MUP = COMPRESSOR MAKEUP GAIN

SCS = SIDECCHAIN SOURCE

REL = COMPRESSOR RELEASE TIME

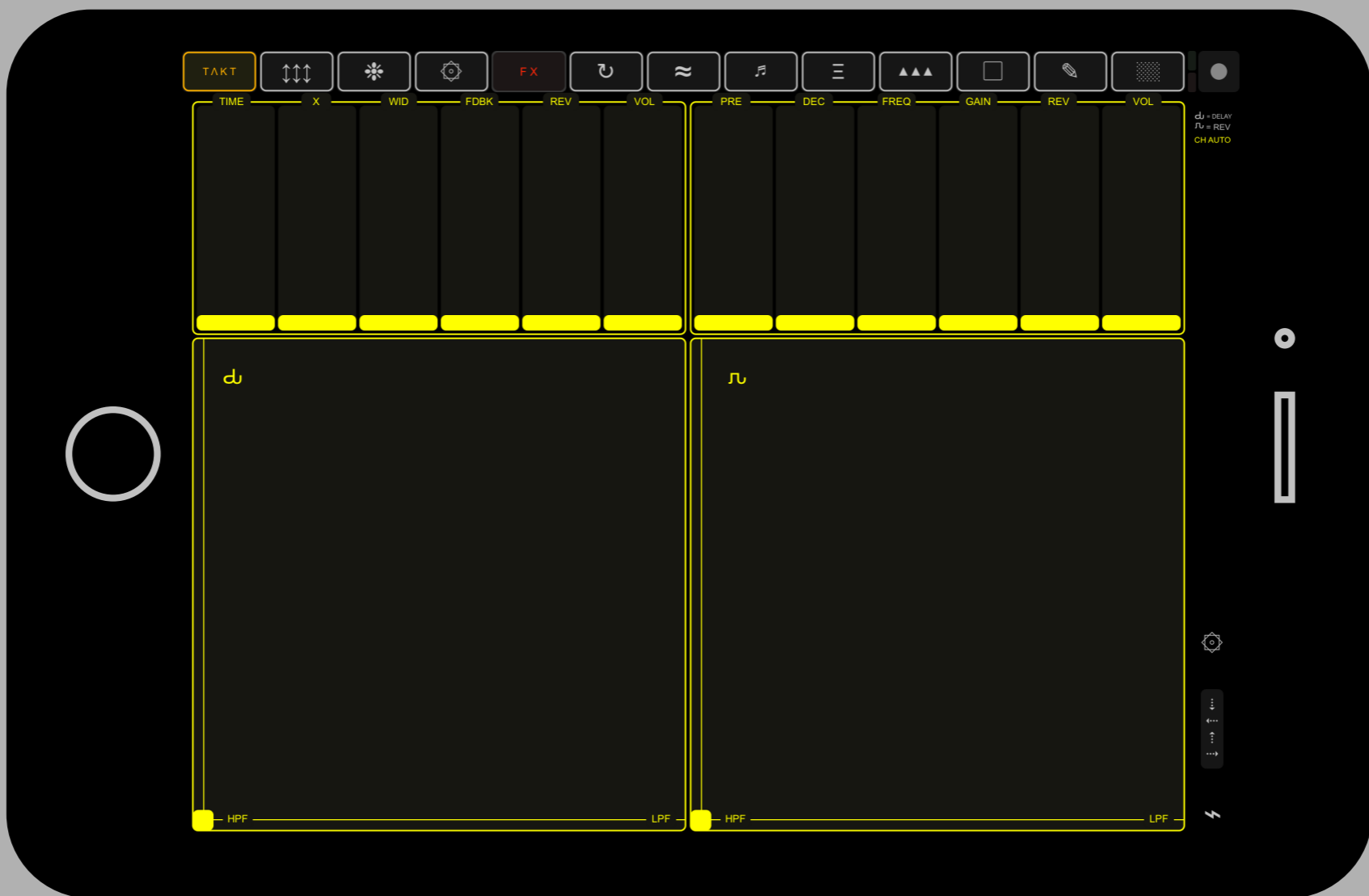
RAT = COMPRESSOR RATIO

SCF = SIDECCHAIN FILTER



Send 2

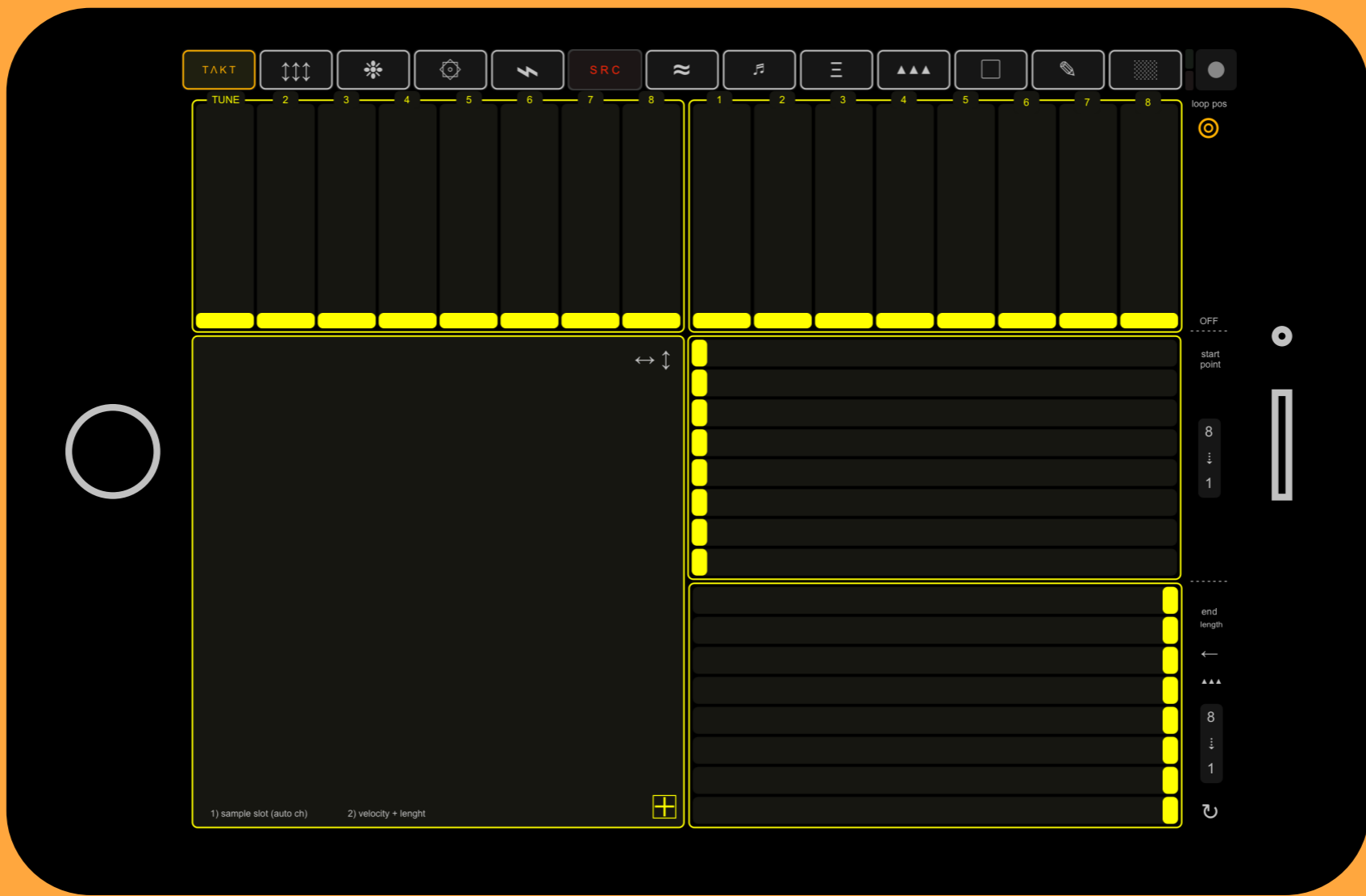
\mathcal{R} = REVERB SEND (TRACK 1/8) \mathcal{D} = DELAY SEND (TRACK 1/8)



FX

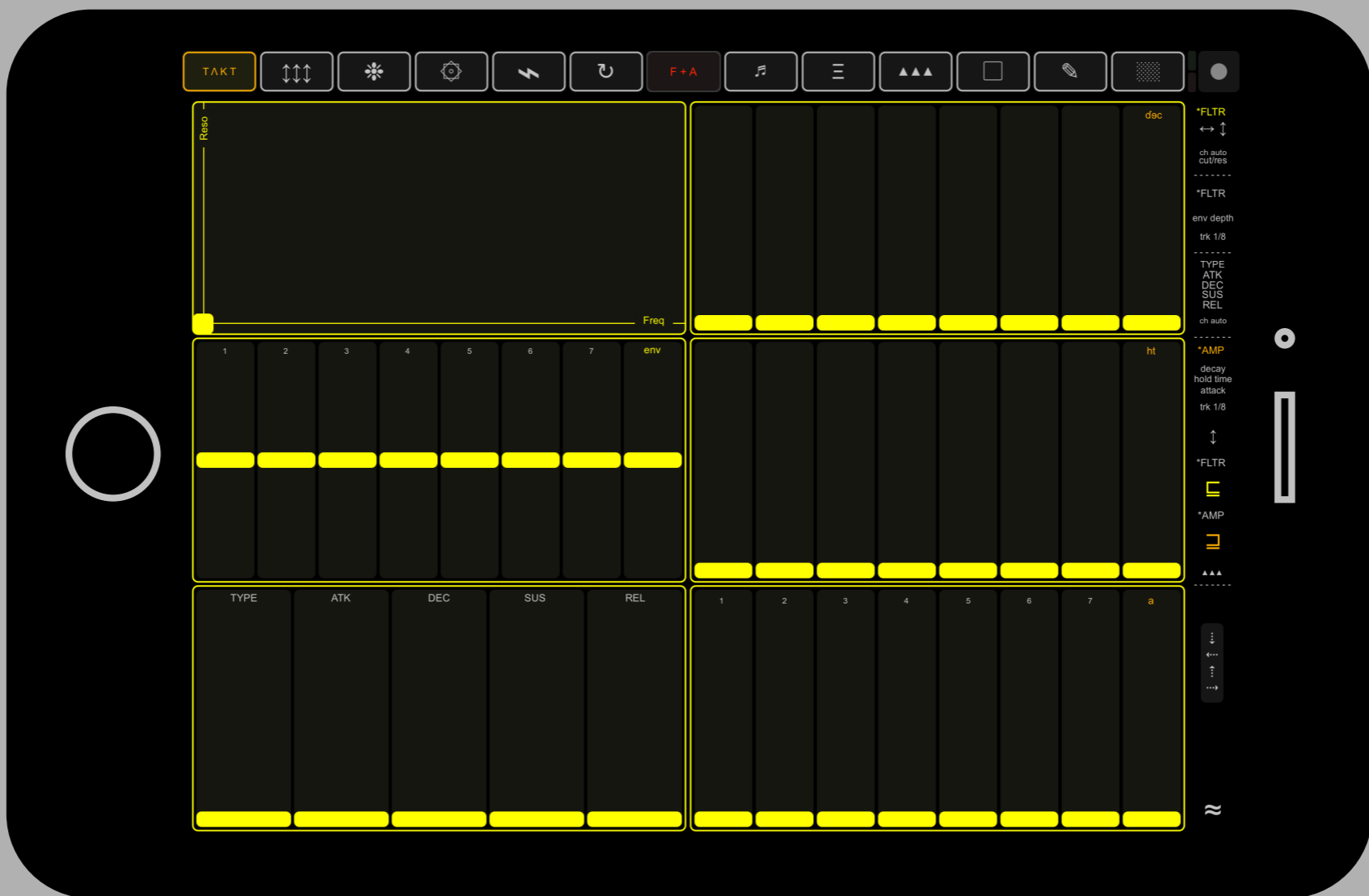
\updownarrow = REV AND DELAY PARAMETERS (FUNC+FLTR/AMP) *FX CONTROL CH 15*

\mathcal{R} = REVERB \mathcal{D} = DELAY \updownarrow = HPF (Y) \leftrightarrow = LPF (X)



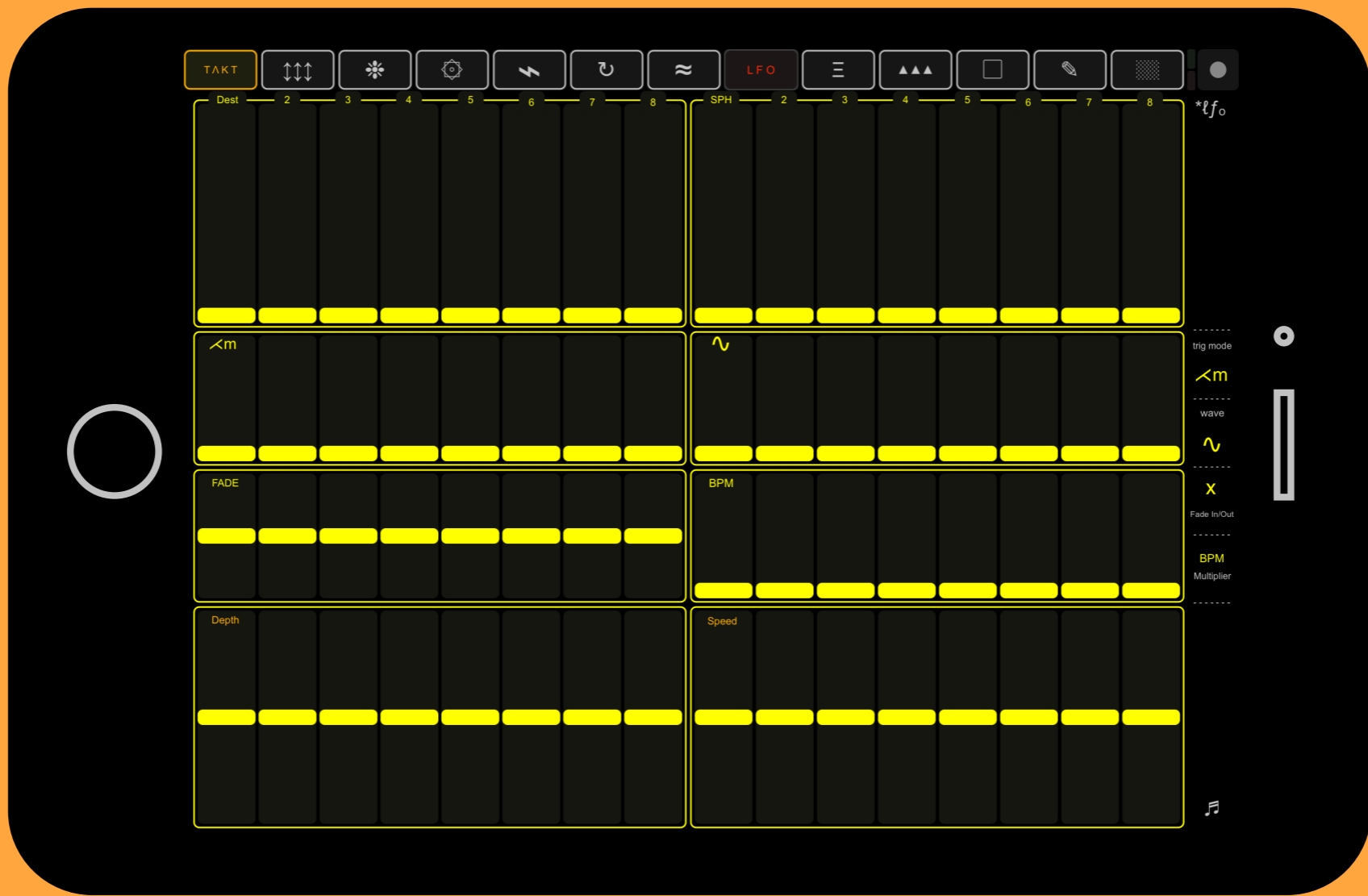
SRC

- ↑↓ = **TUNE** (TRACK 1 - 8)
- ↑↔ = **SAMPLE SLOT** (TRACK AUTO)
- ↑↔ = **VELOCITY / LENGTH** (TRACK AUTO)
- ↔ = **LOOP POSITION** (TRACK 1-8)*
- ↑↓ = **START POSITION** (TRACK 1/8) +
- ↑↓ = **END (LENGTH)** (TRACK 1/8) *



Filter + AMP

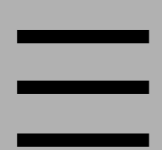
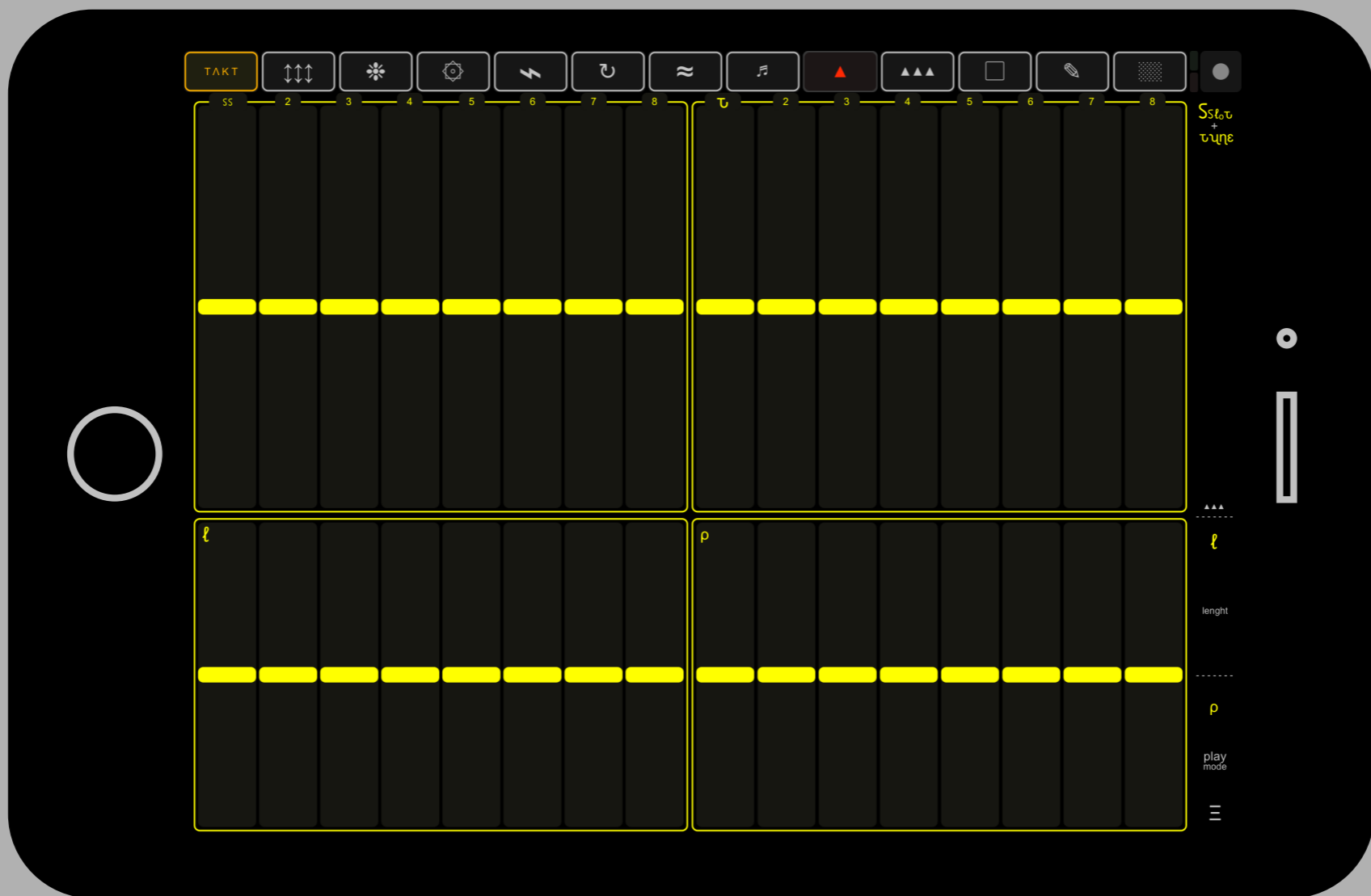
- ↑↔ = **CUTOFF / RESONANCE (X + Y)** - AUTO TRACK
- ↑↓ = **ENV DEPTH** - TRACK 1 / 8
- ↑↓ = **FLTR PARAMETERS** - AUTO TRACK
- ↑↓ = **DECAY** - TRACK 1 / 8
- ↑↓ = **HOLD TIME** - TRACK 1 / 8
- ↑↓ = **ATTACK** - TRACK 1 / 8



Lfo

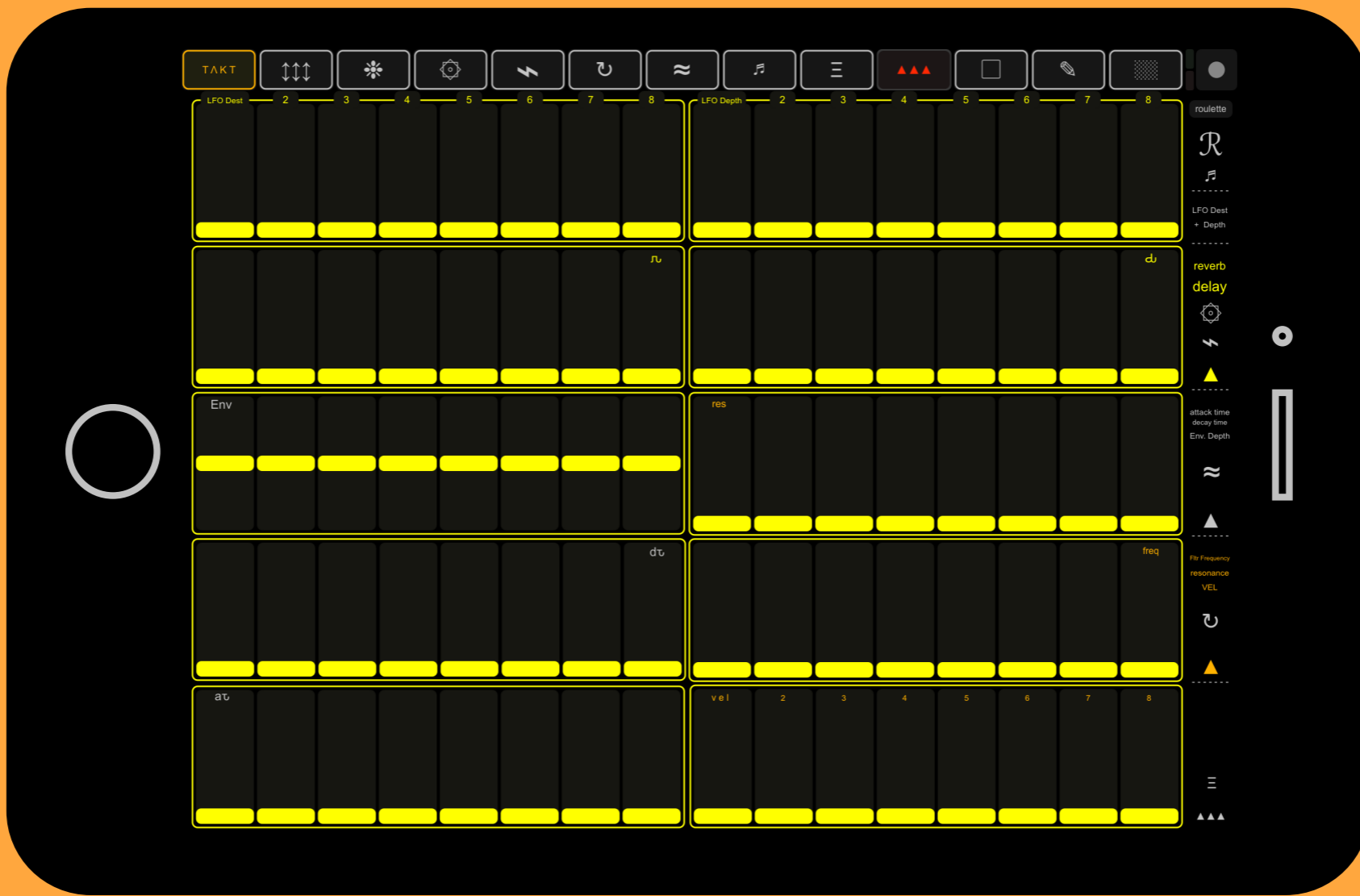
- ↕ = DESTINATION
- ↕ = TRIG MODE
- ↕ = FADE IN/OUT
- ↕ = DEPTH

- ↕ = START PHASE
- ↕ = WAVE
- ↕ = MULTIPLIER_{BPM}
- ↕ = SPEED



- ↕ = SAMPLE SLOT - TRACK 1 / 8
- ↕ = LENGTH - TRACK 1 / 8

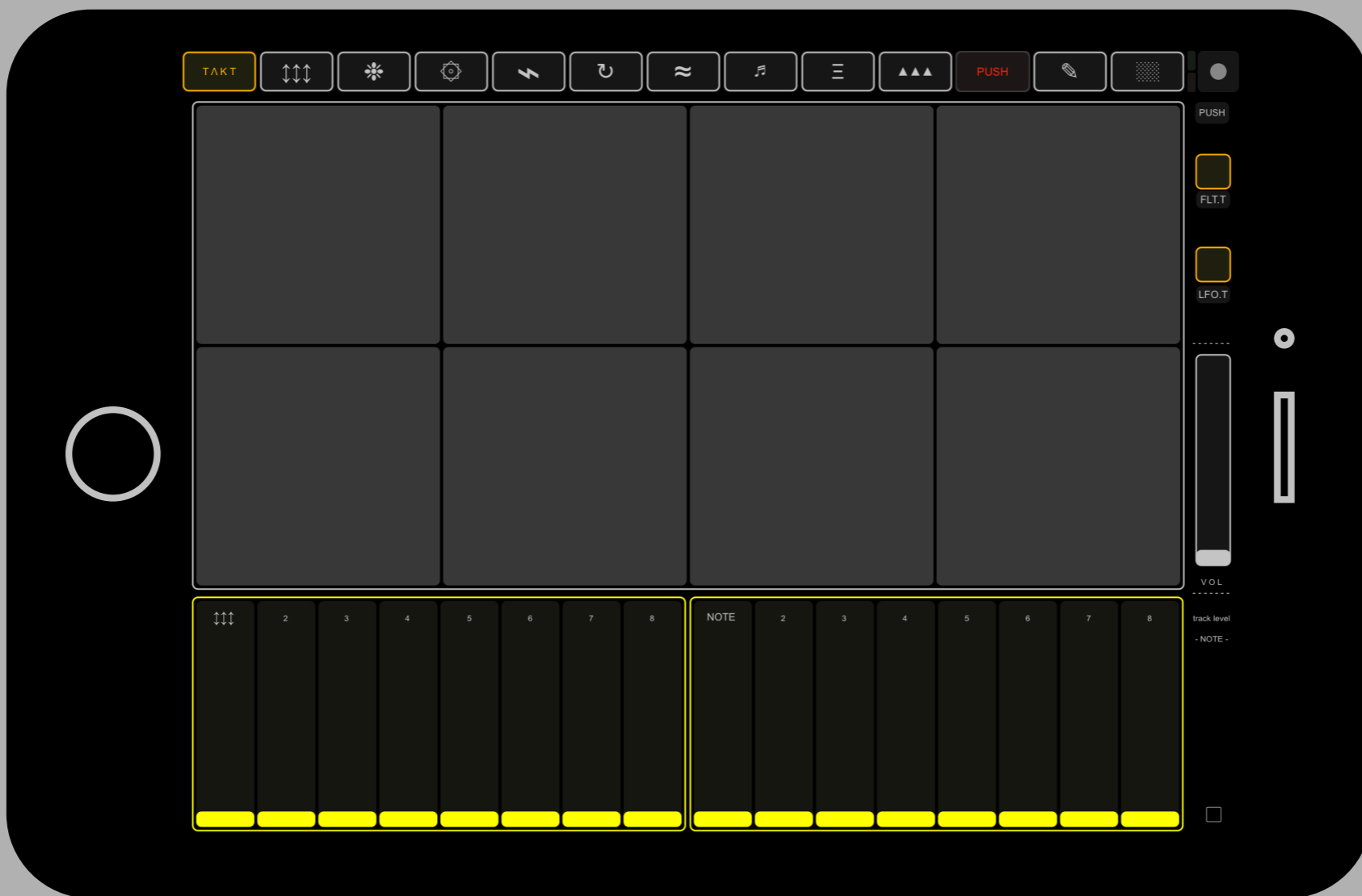
- ↕ = TUNE - TRACK 1 / 8
- ↕ = PLAY MODE - TRACK 1 / 8



Roulette ipad only!

- ↕ = LFO DESTINATION
- ↕ = REVERB SEND
- ↕ = ENV. DEPTH
- ↕ = DECAY TIME
- ↕ = ATTACK TIME

- ↕ = LFO DEPTH
- ↕ = DELAY SEND
- ↕ = RESONANCE
- ↕ = FILTER FREQ
- ↕ = VELOCITY



PUSH

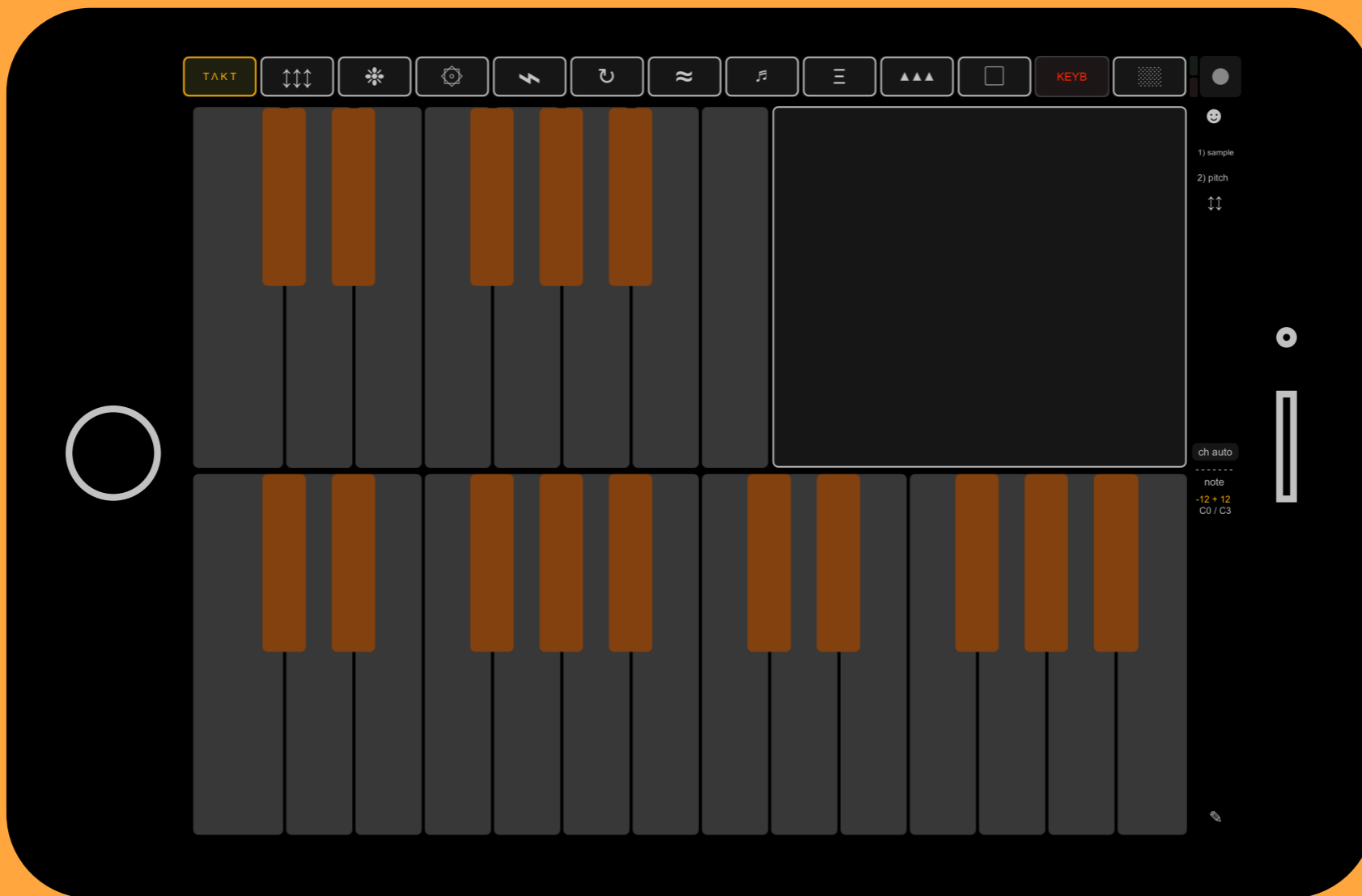
8X PADS (TRACK 1/8)

FLT.T ~~X~~ **LFO.T** ~~X~~

↕ = VOLUME - TRACK 1 / 8 ***


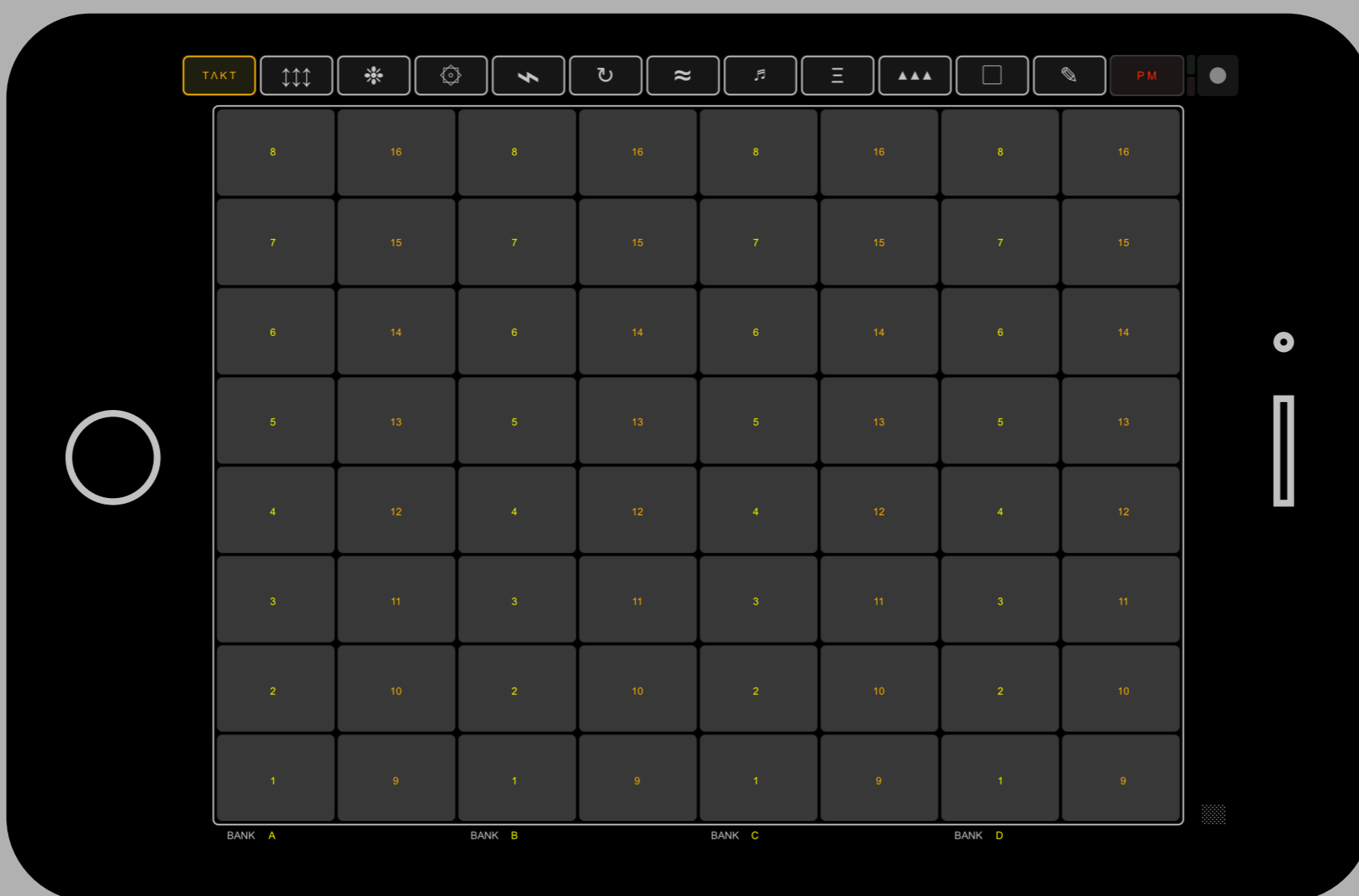
↕ = NOTE - TRACK 1 / 8 ***

↕ = PATTERN VOLUME (CH AUTO)



KEYB

↕↔ = TUNE (X) + SSLOT (Y) - TRACK AUTO NOTE = C#0 /// C3 (25-60)



Pattern Mode

BANK **A** | **BANK** **B** | **BANK** **C** | **BANK** **D**
PATTERN 1/16 **PATTERN** 17/32 **PATTERN** 33/48 **PATTERN** 48/64

🌟 TIPS :

— DIGITAKT MIDI OUTPUT

MIDI CONFIG/PORT CONFIG

```
-----  
OUTPUT CH *      TRK CH  
ENCODER DEST     INT+EXT  
TRIG DEST        INT+EXT  
MUTE DEST        INT+EXT  
PARAM OUTPUT     CC  
RECEIVE NOTE     [X]  
RECEIVE CC/NRPN  [X]  
-----
```

* IF YOU WANT THE MIDI RETURN IN AUTO CHANNEL - YOU HAVE TO SELECT 'AUTO CH' ON OUTPUT CHANNEL

NEW — IPAD PRO 11" / 12.9" (2018) USB C NOW SUPPORTED!
USE A OTG ADAPTER TO PLUG ELEKTRON CABLE USB B-A TO YOUR TABLET USB 3.1 (NO NEED CAMERA KIT!)
— DISABLE IPAD 'GESTURES' IN SETTING / GENERAL / MULTITASKING


— PROGRAM CH SETTING

“ PATTERN MODE ”

*** IN MIDI CONFIG/SYNC

```
TURN ON PROGRAM CH RECEIVE  
TURN ON PROGRAM CH SEND  
FX CONTROL CH          15  
AUTO CHANNEL           14
```

** IN THE MIXER PAGE (2)
SELECT THE TRACK 14 ON DIGITAKT
TO BYPASS THE "AUTO CHANNEL"
(IF YOU NEED TO USE MUTE/UNMUTE ON MIDI CH 14)



😊 Credits :

IDEA AND DESIGN BY RICHARD F
2017 ≡ 2019

📁 Additions Notes :

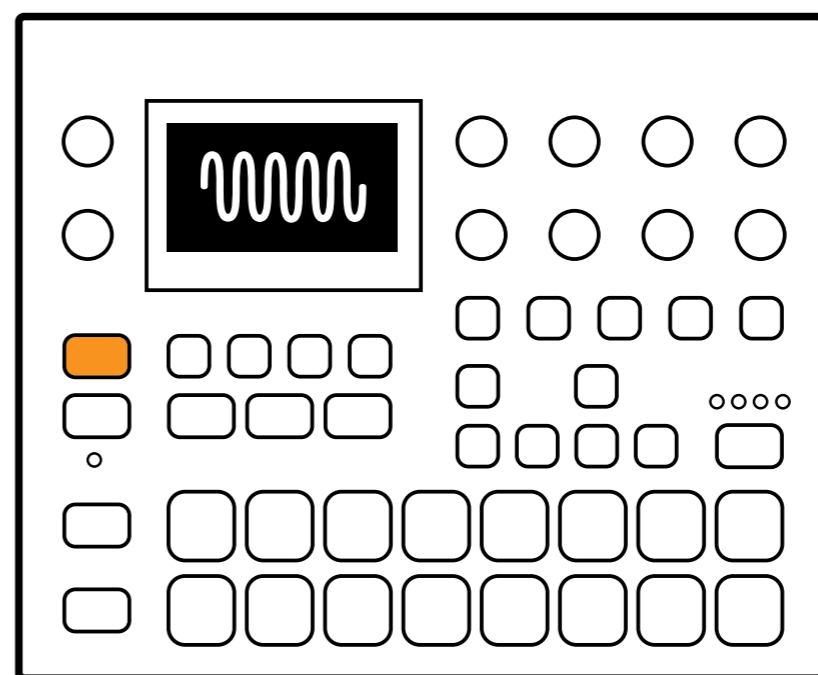
THE TEMPLATE WILL BE UPDATE
IN THE FUTURE... STAY TUNED!

BIO ❤️ 🐱 CC ⓘ = 🧠

🔗 Links :

[HTTPS://DIGI-TOYS-WIXSITE.COM/DIGITOUCH](https://digi-toys-wixsite.com/digitouch)
[HTTPS://WWW.ELEKTRONAUTS.COM](https://www.elektronauts.com)
[HTTPS://HEXLERNET/SOFTWARE/TOUCHOSC](https://hexlernet/software/touchosc)

VISIT THE MERCH SHOP BY THREADLESS HERE:



TAKT digitakt osc layout

[HTTPS://DIGITOUCH.THREADLESS.COM/COLLECTIONS/DIGI/](https://digitouch.threadless.com/collections/digi/)