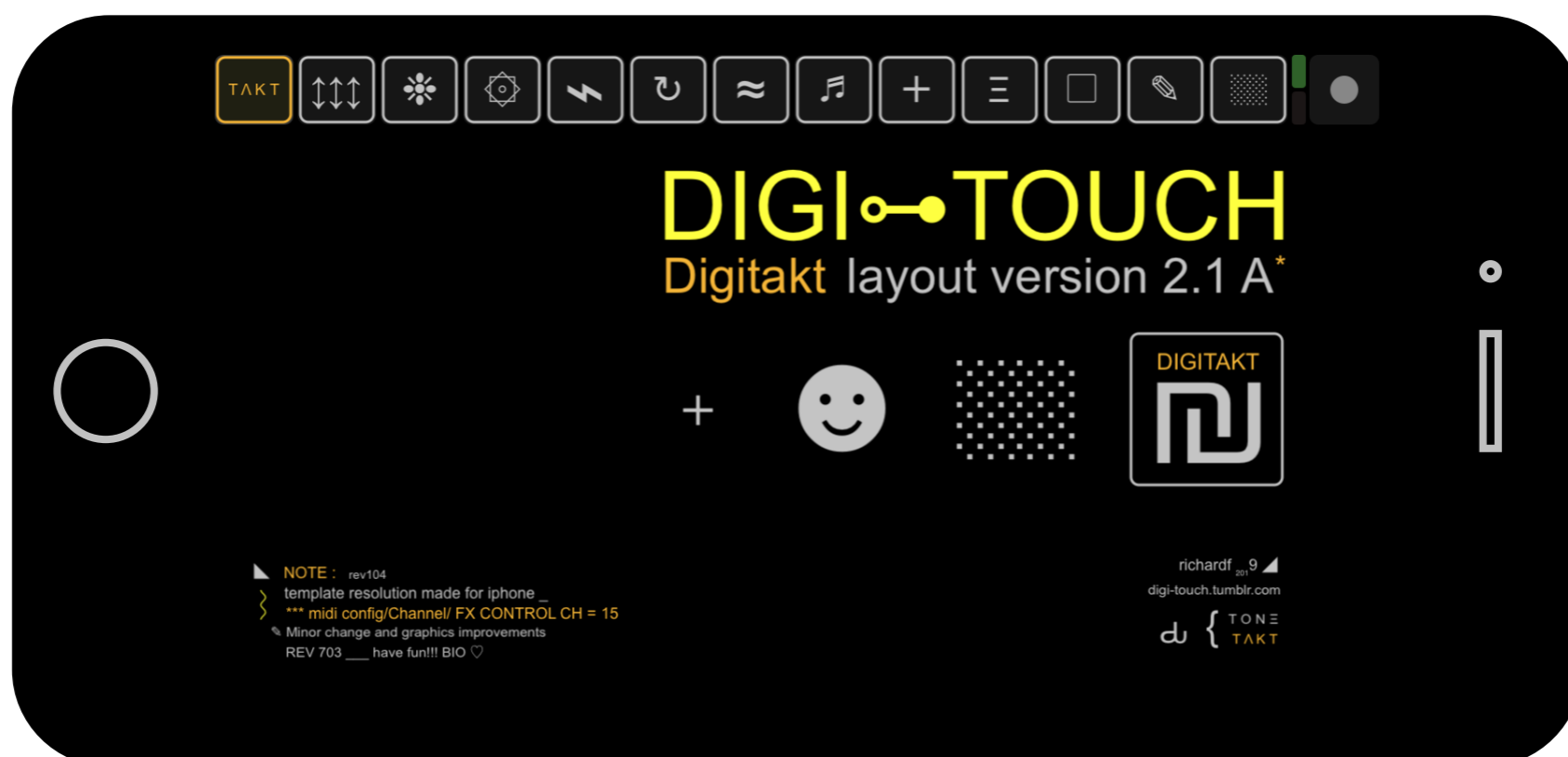


# Digitouch

DIGITAKT OSC LAYOUT MADE FOR IPHONE

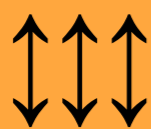
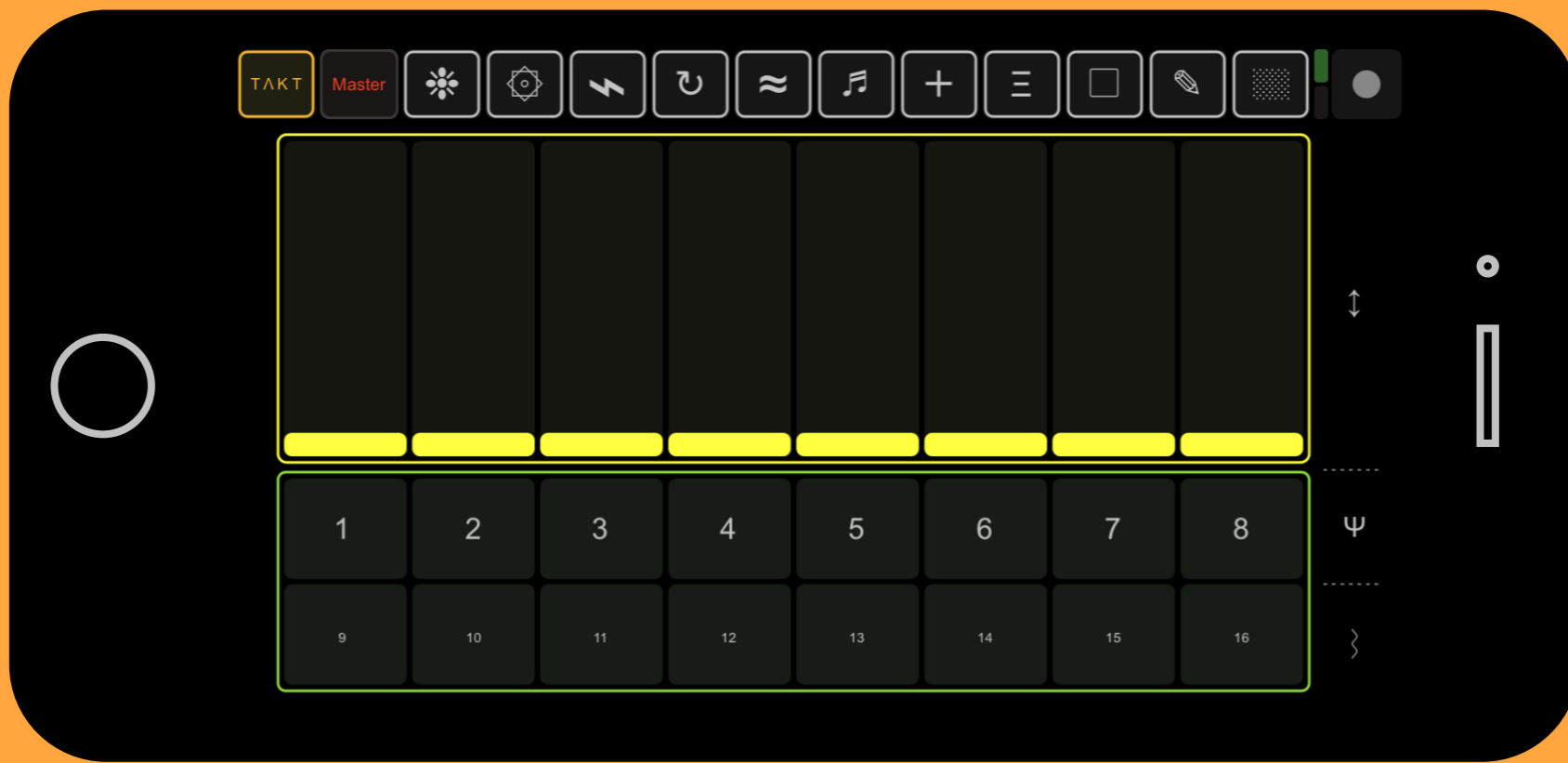
- 🔧 **ADD THE DIGITAKT LAYOUT TO IOS / ANDROID DEVICE:**  
GO TO ITUNES - YOUR DEVICE - FILE SHARING - DRAG THE \*.OSC FILE INTO THE TOUCHOSC APP  
ANDROID >>> [HTTPS://HEXLERNET/DOCS/TOUCHOSC-CONFIGURATION-LAYOUT-ADD-FROM-FILE](https://hexlernet/docs/touchosc-configuration-layout-add-from-file)
  - 🔌 **TOUCHOSC CAN CONNECT USING OS X COREMIDI NETWORK - BRIDGE - USB C OR CAMERA CONNECTION KIT (IOS!)\***  
[HTTPS://HEXLERNET/DOCS/TOUCHOSC-GETTING-STARTED](https://hexlernet/docs/touchosc-getting-started)
  - 📄 **OPEN "TAKT2.1A-TOUCHOSC" ON YOUR IPHONE**
  - 💻 **PLUG DIGITONE USB TO PC/MAC \_**
  - 🔧 **CONFIGURE YOUR MIDI STUDIO (OSX)**
  - 🔧 **SET YOUR MACHINE (PAGE 8)**
- 😊 **HAVE FUN!!**



REV703

NO MIDI MESSAGES HERE

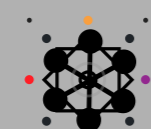
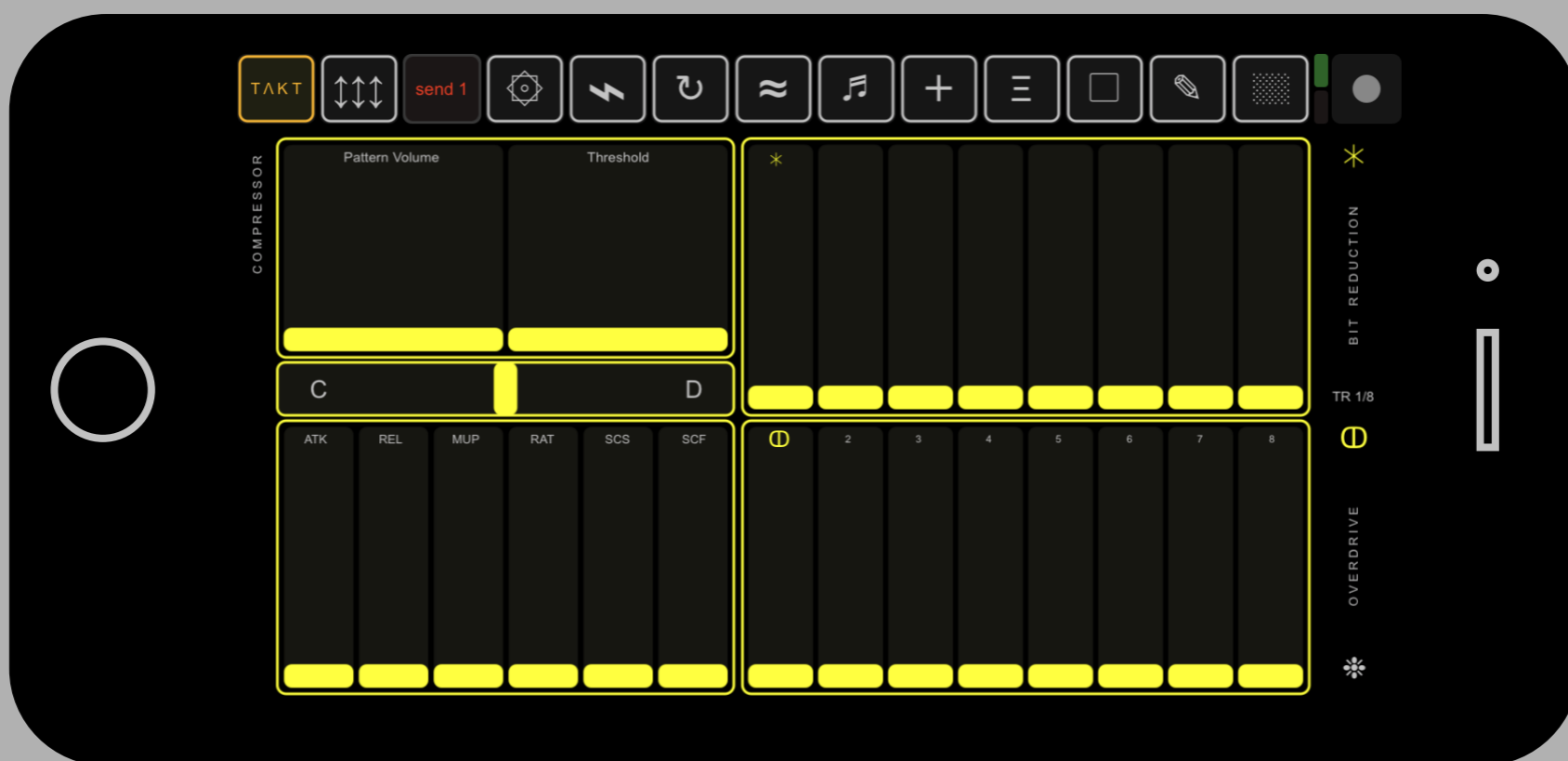
TAKT



Master

↕ = TRACKS VOLUME (1/8)

⌂ = GLOBAL MUTE AUDIO TRACKS (1/8)    ⚡ = MIDI TRACK (1/8)



Send 1

Ⓢ = OVERDRIVE (TRACK 1/8)

\* = BIT REDUCTION (TRACK 1/8)

Compressor PATTERN VOLUME

Compressor THRESHOLD

C/D = COMPRESSOR DRY/WET MIX

ATK = COMPRESSOR ATTACK TIME

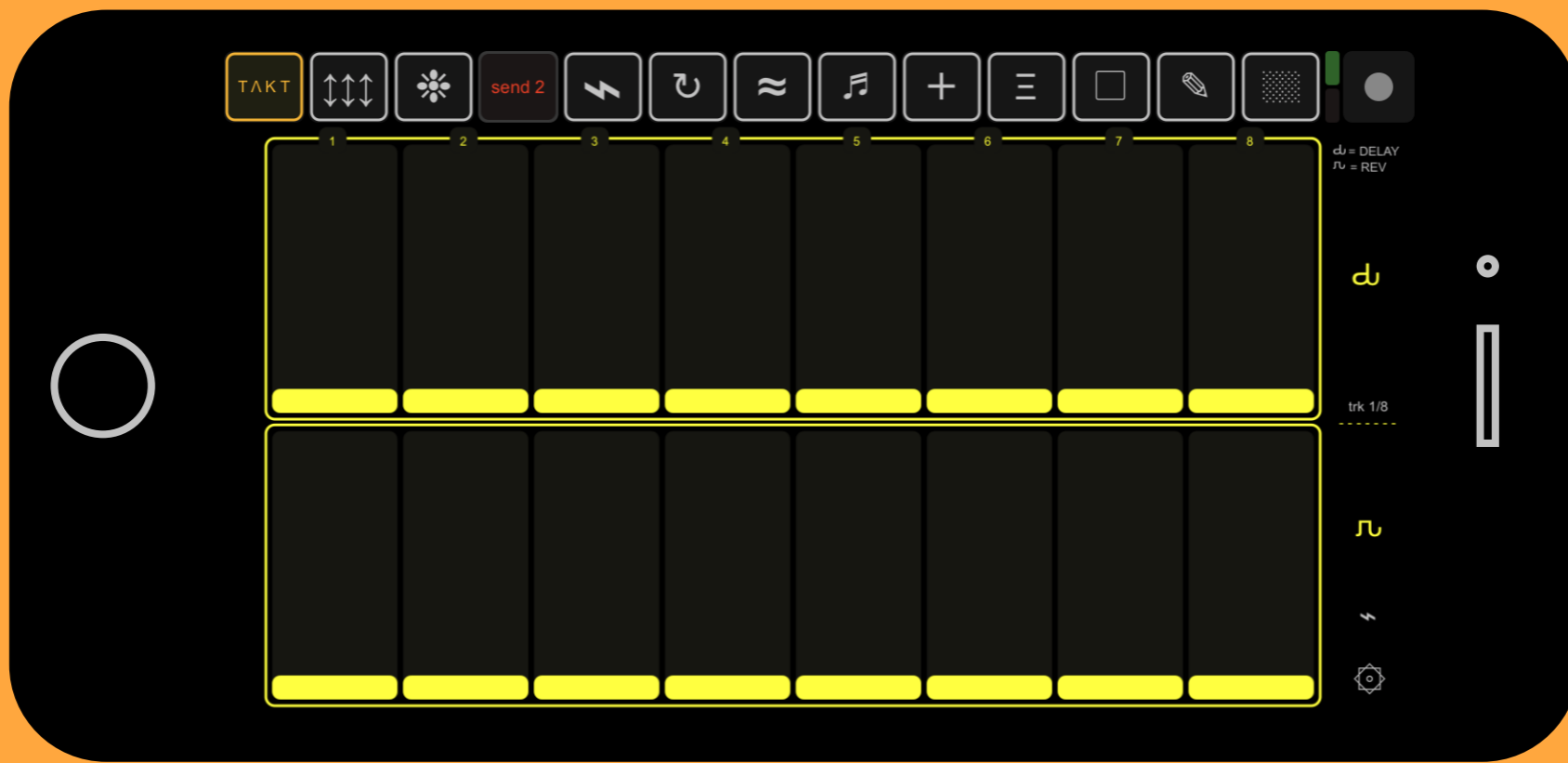
MUP = COMPRESSOR MAKEUP GAIN

SCS = SIDECCHAIN SOURCE

REL = COMPRESSOR RELEASE TIME

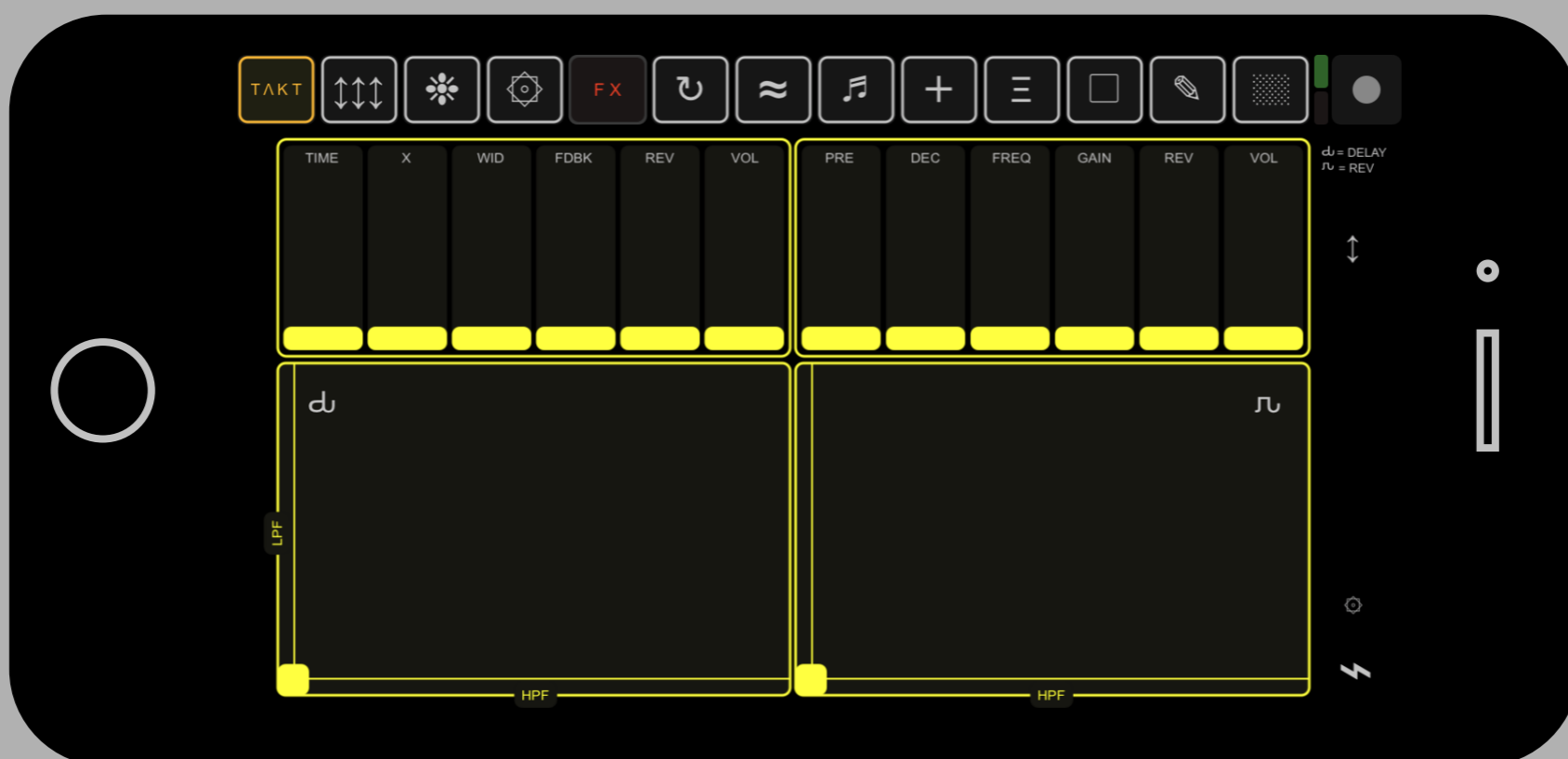
RAT = COMPRESSOR RATIO

SCF = SIDECCHAIN FILTER



Send 2

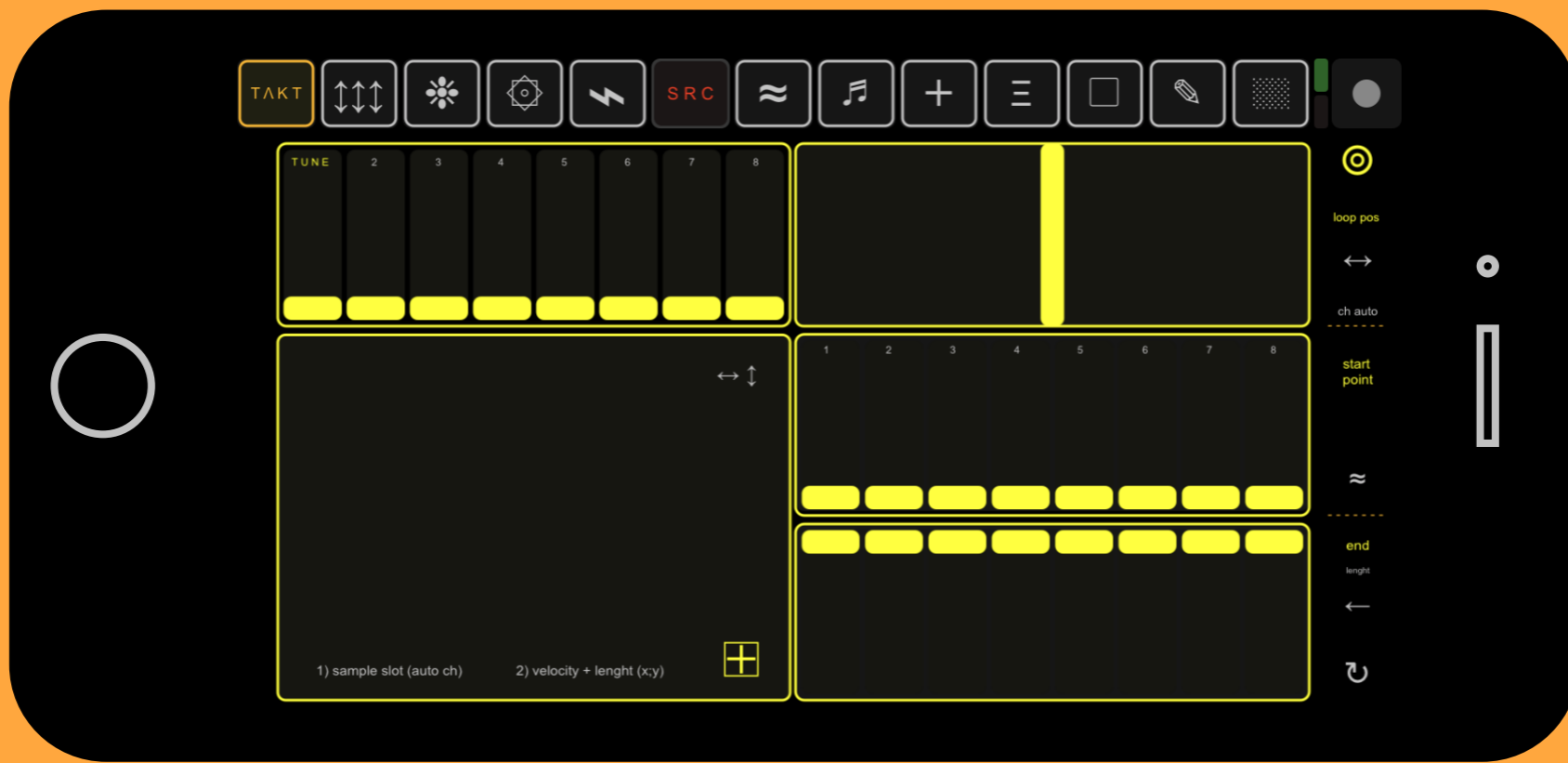
$r$  = REVERB SEND (TRACK 1/8)     $d$  = DELAY SEND (TRACK 1/8)



FX

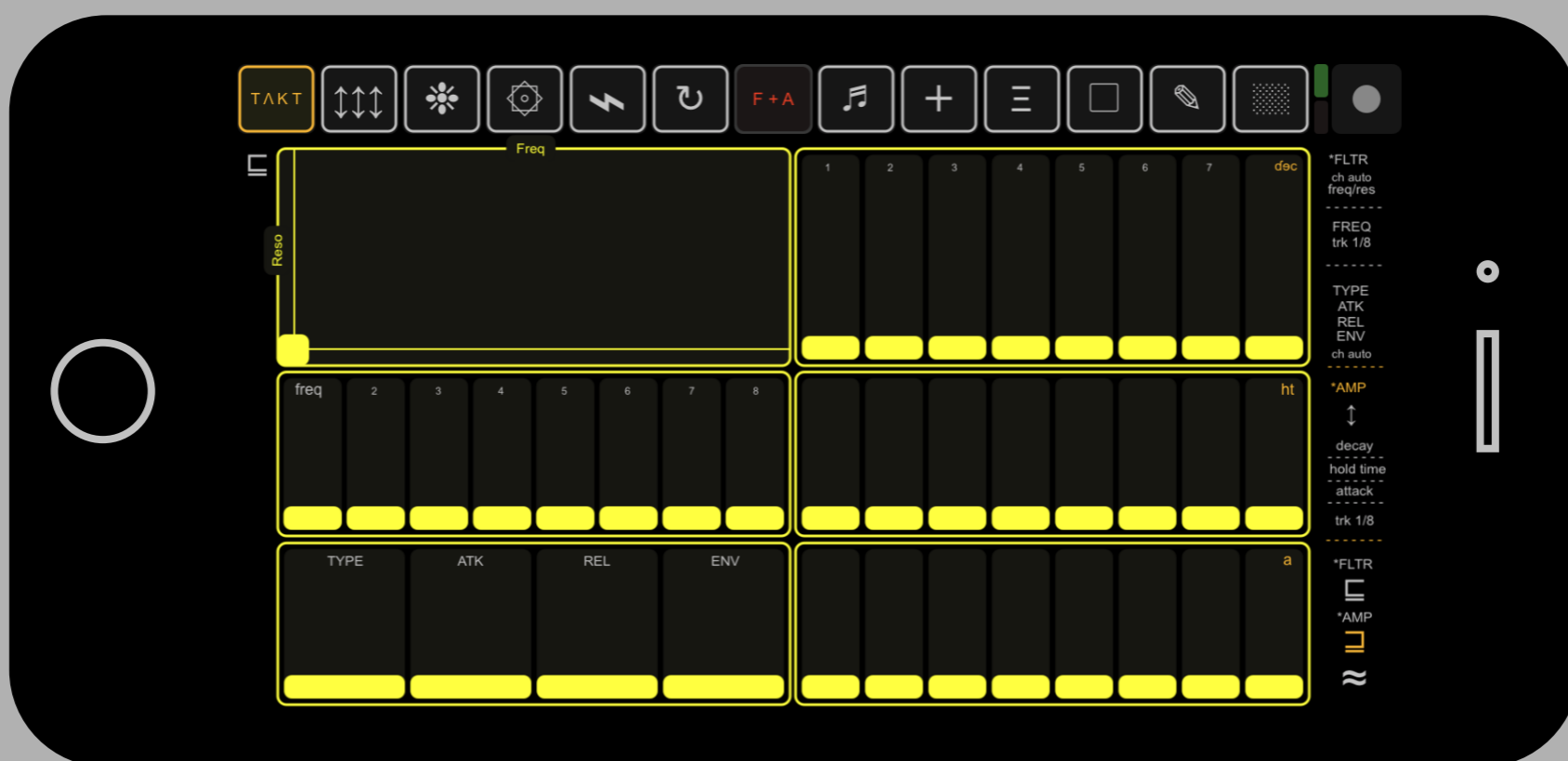
$\updownarrow$  = REV AND DELAY PARAMETERS (FUNC+FLTR/AMP) *FX CONTROL CH 15*

$r$  = REVERB     $d$  = DELAY     $\updownarrow$  = HPF (Y)     $\leftrightarrow$  = LPF (X)



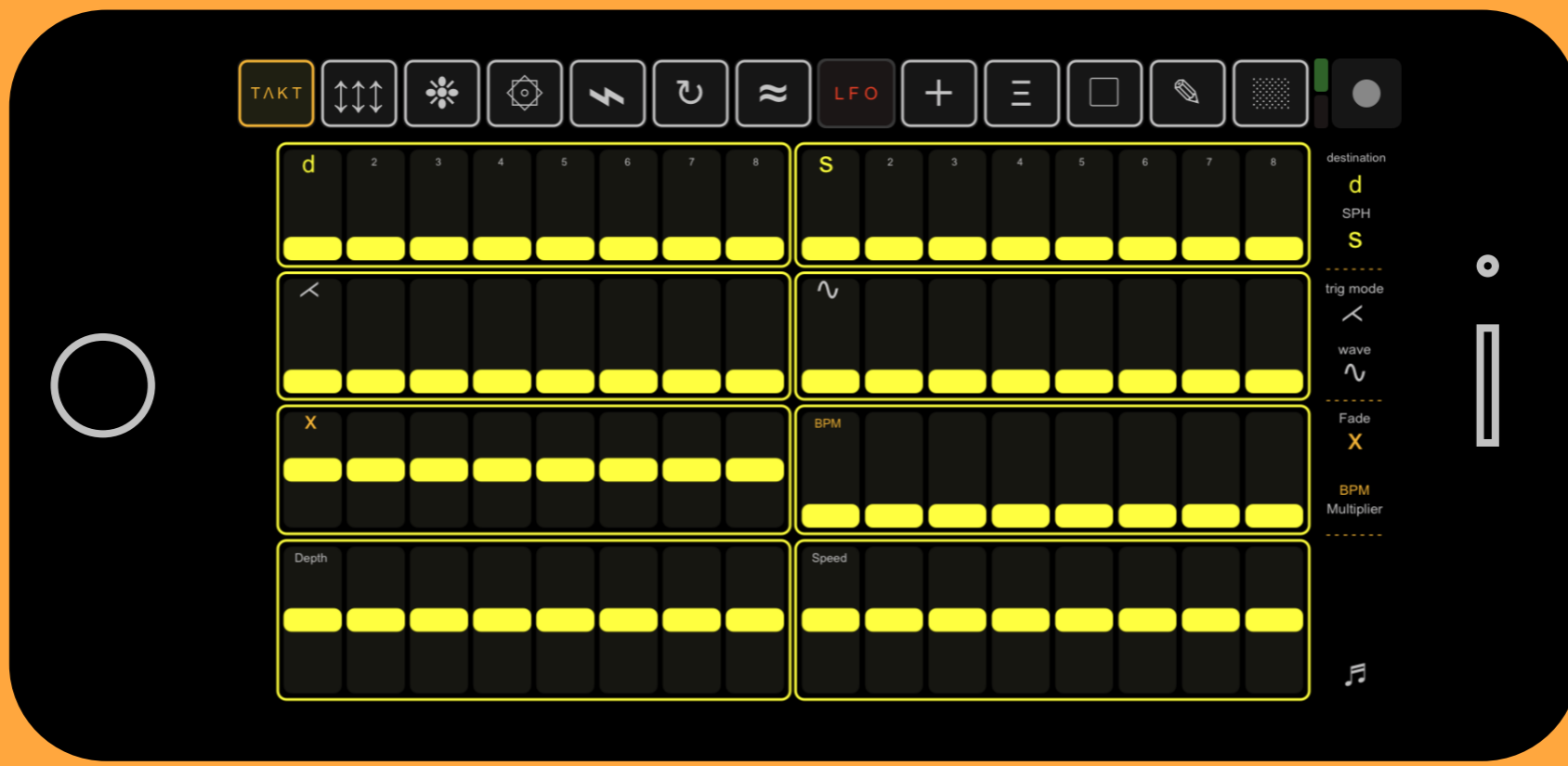
**SRC**

- |    |   |   |   |   |                                     |
|----|---|---|---|---|-------------------------------------|
| ↕  | = | <b>T U N E</b> (TRACK 1 - 8)              | ↔ | = | <b>LOOP POSITION</b> (TRACK AUTO)   |
| ↕↔ | = | <b>SAMPLE SLOT</b> (TRACK AUTO) [X-Y] PAD | ↕ | = | <b>START POSITION</b> (TRACK 1/8) * |
| ↕↔ | = | <b>VELOCITY / LENGHT</b> (TRACK AUTO)     | ↕ | = | <b>END (LENGHT)</b> (TRACK 1/8) *   |



**Filter + AMP**

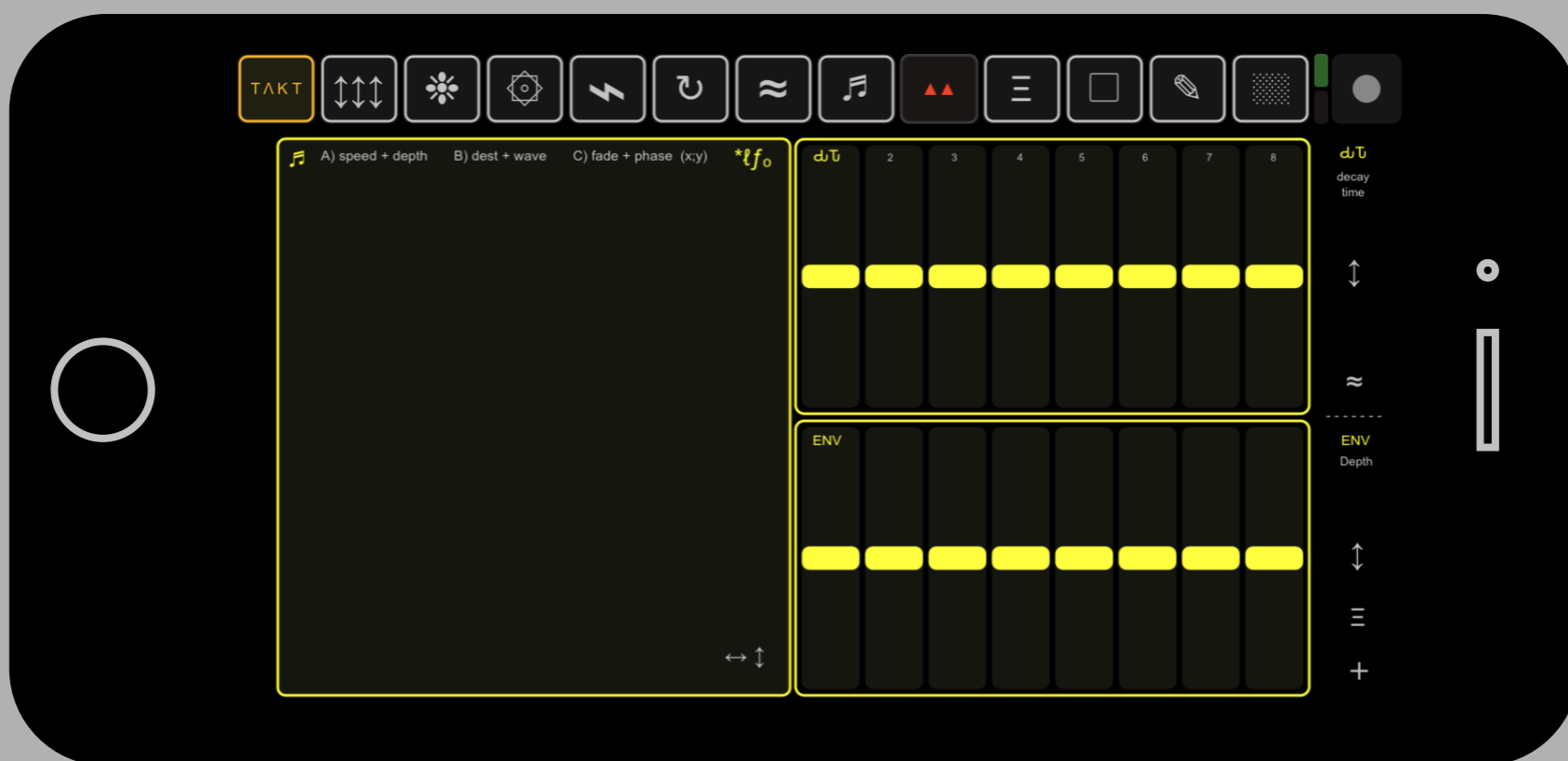
- |    |   |  |   |   |                                |
|----|---|--|---|---|--------------------------------|
| ↕↔ | = | <b>CUTOFF / RESONANCE</b> (X + Y) - AUTO TRACK | ↕ | = | <b>DECAY</b> - TRACK 1 / 8     |
| ↕  | = | <b>CUTOFF</b> - TRACK 1 / 8                    | ↕ | = | <b>HOLD TIME</b> - TRACK 1 / 8 |
| ↕  | = | <b>FLTR PARAMETERS</b> - AUTO TRACK            | ↕ | = | <b>ATTACK</b> - TRACK 1 / 8    |



Lfo

↕ = DESTINATION  
 ↕ = TRIG MODE  
 ↕ = FADE IN/OUT  
 ↕ = DEPTH

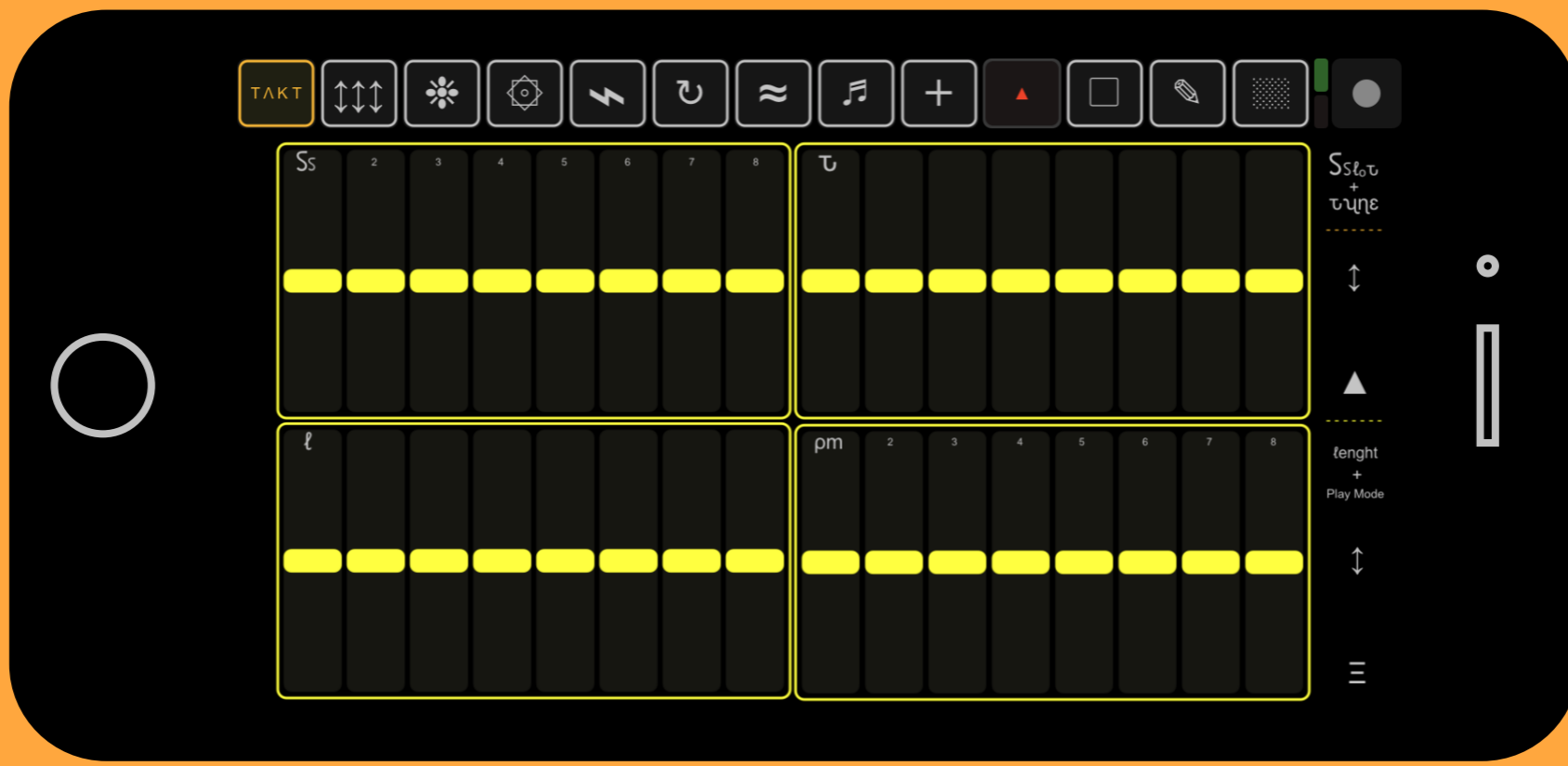
↕ = START PHASE  
 ↕ = WAVE  
 ↕ = MULTIPLIER<sub>BPM</sub>  
 ↕ = SPEED



▲▲

↕↔ = FINGER 1 = SPEED + DEPTH LFO  
 ↕↔ = FINGER 2 = DEST + WAVE LFO  
 ↕↔ = FINGER 3 = FADE + PHASE LFO  
 - TRACK AUTO -

↕ = DECAY TIME (FLTR)  
 ↕ = ENV DEPTH (FLTR)  
 ↕ = DECAY TIME (FLTR)  
 - TRACK 1 / 8 -



↑↓ = **SAMPLE SLOT** - TRACK 1 / 8  
 ↑↓ = **LENGTH** - TRACK 1 / 8

↑↓ = **TUNE** - TRACK 1 / 8  
 ↑↓ = **PLAY MODE** - TRACK 1 / 8




**PUSH**

**8X PADS** (TRACK 1/8)

FLT.T

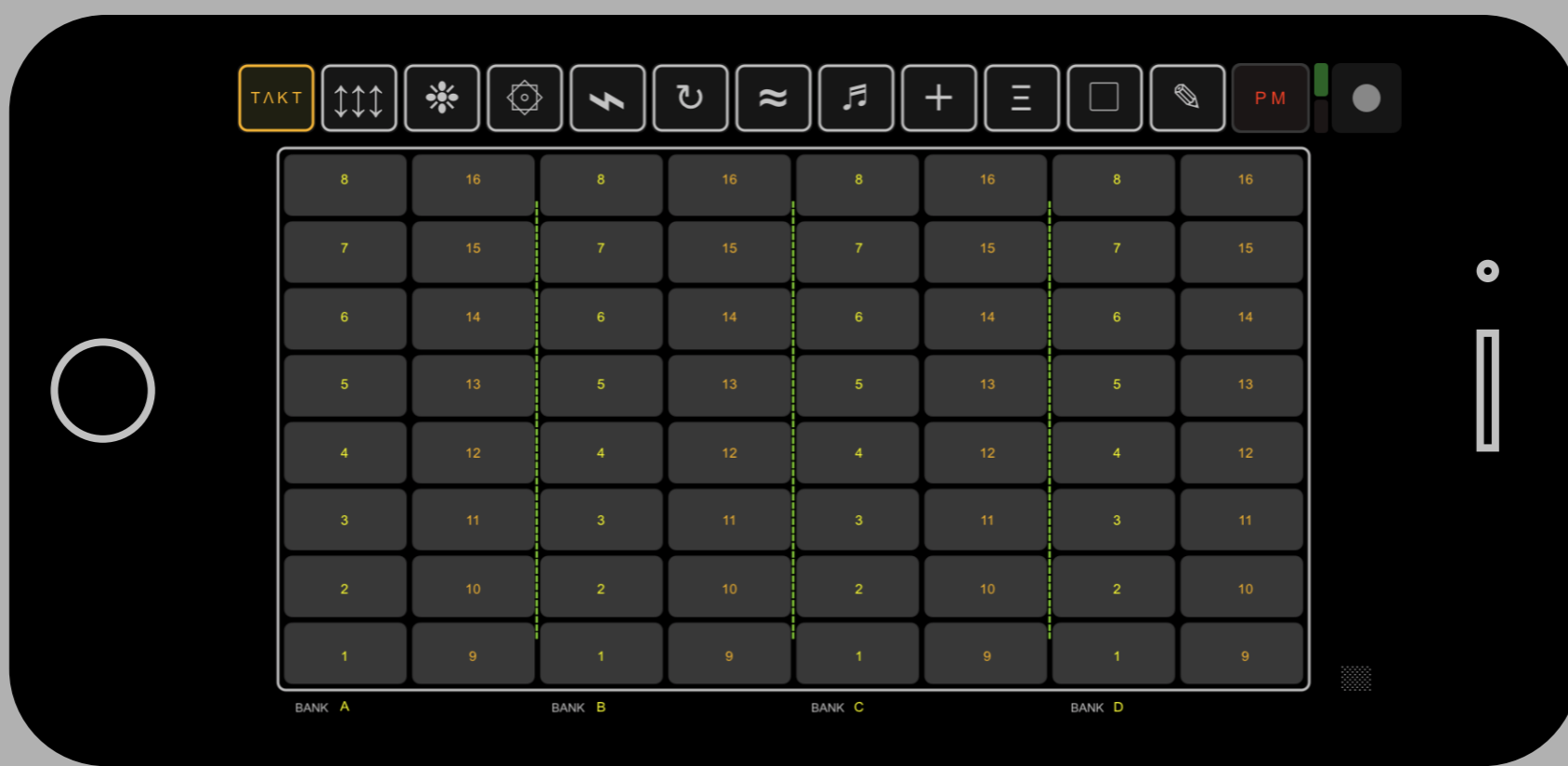
LFO.T

↑↓ = **VELOCITY** - TRACK 1 / 8 \*\*\*



KEYB

↕↔ = TUNE (X) + SSlot (Y) - TRACK AUTO    NOTE = C#0 /// C3 (25-60)



Pattern Mode

BANK **A** | BANK **B** | BANK **C** | BANK **D**  
 PATTERN 1/16    PATTERN 17/32    PATTERN 33/48    PATTERN 48/64

# 🎵 TIPS :

## — DIGITAKT MIDI OUTPUT

MIDI CONFIG/PORT CONFIG

```
-----  
OUTPUT CH *      TRK CH  
ENCODER DEST     INT+EXT  
TRIG DEST        INT+EXT  
MUTE DEST        INT+EXT  
PARAM OUTPUT     CC  
RECEIVE NOTE     [X]  
RECEIVE CC/ARPN  [X]  
-----
```

\* IF YOU WANT THE MIDI RETURN IN AUTO CHANNEL -  
YOU HAVE TO SELECT 'AUTO CH' ON OUTPUT CHANNEL

## — PROGRAM CH SETTING


### “ PATTERN MODE ”

\*\*\* IN MIDI CONFIG/SYNC

```
TURN ON PROGRAM CH RECEIVE  
TURN ON PROGRAM CH SEND
```

```
FX CONTROL CH      15  
AUTO CHANNEL       14
```

\*\* IN THE MIXER PAGE (2)  
SELECT THE TRACK 14 ON DIGITAKT  
TO UNDO THE EFFECT OF AUTO CHANNEL!



😊 Credits :

IDEA AND DESIGN BY RICHARD F  
2017 ≡ 2019

📁 Additional Notes :

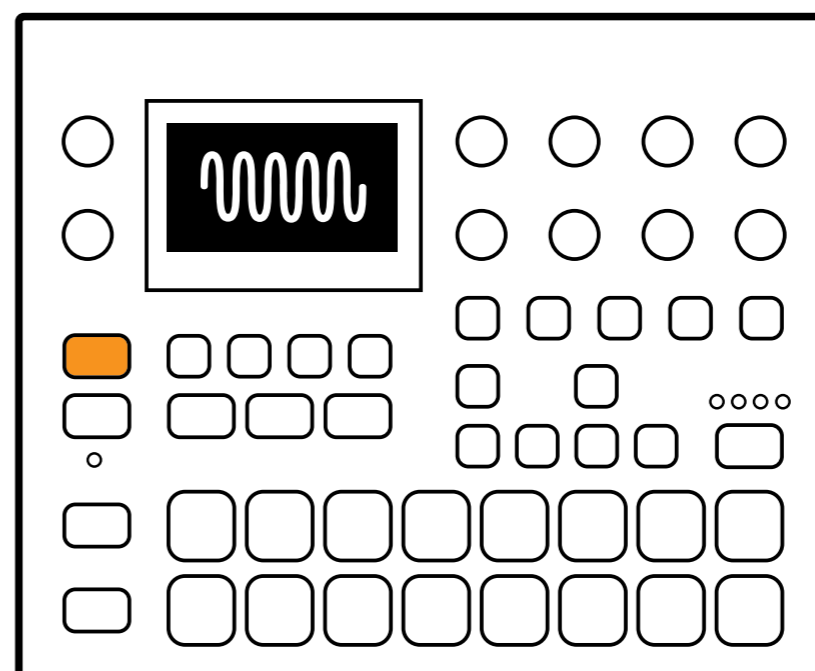
THE TEMPLATE WILL BE UPDATE  
IN THE FUTURE... STAY TUNED!

BIO ❤️ 🐱 CC ⓘ = 🦴

🔗 Links :

[HTTPS://DIGI-TOYS-WIXSITE.COM/DIGITOUCH](https://digi-toys-wixsite.com/digitouch)  
[HTTPS://WWW-ELEKTRONAUTS.COM](https://www.elektronauts.com)  
[HTTPS://HEXLERNET/SOFTWARE/TOUCHOSC](https://hexlernet/software/touchosc)

VISIT [THE MERCH SHOP BY THREADLESS](#) HERE:



**TAKT** digitakt osc layout

[HTTPS://DIGITOUCH.THREADLESS.COM/COLLECTIONS](https://digitouch.threadless.com/collections)